

Stand/as of: 2021-03-04

Maximale Reihenbestuhlung/Maximum Theatre-style













CityCube Berlin

Säle	A1	A2	A3	A4
Halls Pax	439	439	476	397
	A5	A6	A7	A8
Pax	439	936	476	972
Halle B	Pax 5.000			
Hall B				
Meetingräume	M1	M2	M3	M4
Meeting Rooms Pax	136	88	45	88
	M5	M6	M7	M8
Pax	45	88	45	128
R/S Räume	Pax 14-65			
R/S Rooms				
Büros O	1-13			
Offices O	7-24 m ²			

Halle 7/Hall 7

7.1a	New York 1	New York 2	New York 3
Pax	240	168	240
7.1b	London 1	London 2	London 3
Pax	240	168	240
7.1c	Paris 1	Paris 2	
Pax	360	288	
7.2a	Helsinki 1	Helsinki 2	
Pax	384	384	
7.2b	Budapest 1	Budapest 2	
Pax	384	384	
7.2c	Dublin		
Pax	1.029		
Meeting Bridge	A Lindau	B Weimar	C Dessau
	38-71 m ²	48-109 m ²	39-71 m ²

Legende/Legend

 Veranstaltungsflächen Event area	 Rolltreppe Escalator	 Treppe Stairway
 Flexible Trennwand Flexible partition wall	 Behindertentoilette Disabled toilet	 Toiletten Toilets
 Zusätzliche Mietfläche Additional rental space	 Aufzug Elevator	 Lastenaufzug Freight elevator
 Nicht nutzbare Flächen Not usable areas	 Geldautomat ATM	 Garderobe Cloakroom